

# THIRD QUARTER OF THE 2022 FISCAL YEAR

Webcast presentation - January 27, 2022



PREMIUM PRODUCT, TIER 1 JURISDICTION,  
HIGH QUALITY INFRASTRUCTURE

**CHAMPION IRON** 

# DISCLAIMER



TSX: CIA | ASX: CIA | OTCQX: CIAFF

This presentation (the "Presentation") contains information about Champion Iron Limited ("Champion Iron Limited" or the "Company"), current as at the date hereof or as at such earlier date as may be specified herein. This Presentation does not constitute or form part of, and should not be construed as, an offer to sell or issue or the solicitation of an offer to buy or acquire securities of Champion Iron Limited or any of its subsidiaries or affiliates or any other person in any jurisdiction or an inducement to enter into investment activity, does not constitute marketing material in connection with any such securities and there is no current offering or soliciting for the sale of securities in any jurisdiction.

This Presentation and the information contained herein is for information purposes only, and may not be reproduced or distributed to others, at any time, in whole or in part, for any purpose, and may not be used for any other purpose, without the prior written consent of Champion Iron Limited, and all recipients agree that they will use this Presentation solely for information purposes. Acceptance of this Presentation by any person constitutes an agreement to be bound by the terms of this disclaimer.

In making any future investment decision, you must rely on your own examination of Champion Iron Limited, including the merits and risks involved. This Presentation should not be construed as financial, legal, tax, accounting, investment or other advice or a recommendation with respect to any potential future investment. You should consult your own advisors as needed to make a future investment decision and determine whether it is legally permitted to make a future investment under applicable legal investment, securities or similar laws or regulations.

This Presentation contains certain forward-looking information and statements within the meaning of applicable securities laws, which includes all statements other than statements of historical facts. Forward-looking statements can typically be identified by terminology such as, without limitation, "expect", "anticipate", "continue", "estimate", "may", "will", "project", "predict", "can", "could", "would", "aim", "should", "believe", "plan", "intend", "forecast", "contemplate", "schedule", "target", "seek to", "try to", "propose to", "future", "objective", "goal", "potential" or variations thereof, and similar expressions, or the negative thereof, that are intended to identify forward-looking information or statements. In particular, but without limiting the foregoing, this Presentation contains forward-looking information and statements pertaining to Champion Iron Limited and management's expectations, including, without limitation, with respect to: the Company's Phase II expansion project operations, the Company's capital return strategy and the future declaration and payment of dividends; the Company's strategy to evaluate its growth alternatives within its property portfolio; the feasibility study to evaluate the reprocessing and infrastructure required for commercial production of 69% Fe or higher DR pellet feed product; the revision of the Kami Project scope and related feasibility study including the timing thereof; rising demand for higher grade raw materials and shift towards reduction technologies used to produce liquid iron, such as the use of DRI in EAFs instead of BF-BOF for liquid iron production and the related R&D program of the Company and its results and transition of its product offering; and the Company's growth and opportunities generally. Statements relating to "reserves" or "resources" are deemed to be forward-looking statements, as they involve the implied assessment, based on certain estimates and assumptions, that the reserves and resources described exist in the quantities predicted or estimated and that the reserves can be profitably mined in the future. Actual reserves and resources may be greater or less than the estimates provided herein. In this Presentation, reference may be made to the Company's Bloom Lake Iron Mine economic analysis. All information derived therefrom are not estimates or forecasts of metrics and may not actually be achieved. Such information reflects internal projections used by management for the purposes of making capital investment decisions and for internal long range planning and budget preparation. Accordingly, undue reliance should not be placed on such statements or information. In addition, forward-looking statements or information are based on a number of factors, expectations or assumptions of Champion Iron Limited which have been used to develop such statements and information but which may prove to be incorrect. Although Champion Iron Limited believes that the expectations reflected in such forward-looking statements or information are based on reasonable assumptions, undue reliance should not be placed on such statements or information. The Company can give no assurance that such expectations will prove to be accurate or correct as such forward-looking statements involve known and unknown risks, uncertainties and other factors, most of which are beyond the control of the Company, which may cause the Company's actual results, performance or achievements to differ materially from those expressed or implied by such forward-looking statements. In addition to other factors and assumptions which could cause the actual results to differ materially from those expressed or implied in forward-looking statements, assumptions have been made regarding, among other things: general economic, competitive, political and social uncertainties; the general stability of the economic and political environment in which Champion Iron Limited operates; the impact of catastrophes and public health crises, including the impact of COVID-19 on the global economy, the iron ore market and Champion Iron Limited's operations; the timely receipt of any required regulatory and governmental approvals, necessary permitting and timely completion of development and construction activities; the ability of Champion Iron Limited to obtain qualified staff, equipment and services in a timely and cost efficient manner; drilling and other exploration results; the results of feasibility studies; changes in the assumptions used to prepare feasibility studies; project delays; the ability of operators of the projects in which Champion Iron Limited has an interest to operate the field in a safe, efficient and effective manner; the ability of Champion Iron Limited to obtain capital and financing on acceptable terms; general economic, market or business conditions; future commodity prices; future prices of iron ore; currency exchange and interest rates; and the regulatory framework regarding taxes and environmental matters in the jurisdictions in which Champion Iron Limited operates; as well as those factors discussed in the section entitled "Risk Factors" of the Company's 2021 Annual Information Form and the risks and uncertainties discussed in the Company's quarterly activities report for the fiscal year ended March 31, 2021 and the management's discussion and analysis for the fiscal year ended March 31, 2021, all of which are available on SEDAR at [www.sedar.com](http://www.sedar.com), the ASX at [www.asx.com.au](http://www.asx.com.au) and the Company's website at [www.championiron.com](http://www.championiron.com). The forward-looking information and statements included in this Presentation are not guarantees of future performance and should not be unduly relied upon. The forward-looking information and statements contained in this Presentation are given as at the date of this Presentation, and Champion Iron Limited does not assume any obligation to publicly update or revise any of the included forward-looking statements or information, whether as a result of new information, future events or otherwise, except as may be required by applicable regulations or law. If Champion Iron Limited does update certain forward-looking information or statements, no inference should be drawn that it will make additional updates with respect to those or other forward-looking statements or information. The Company's forward-looking statements are expressly qualified in their entirety by this cautionary statement.

This Presentation includes references to certain non-IFRS financial performance measures such as: total cash cost or C1 cash cost, all-in sustaining costs, net average realized selling price, cash operating margin and cash profit margin, earnings before interest, tax, depreciation and amortization ("EBITDA"), EBITDA margin, adjusted net income, adjusted earnings per share and cash on hand. The non-IFRS measures are intended to provide additional information and should not be considered in isolation or as a substitute for measures of performance prepared in accordance with IFRS. These measures do not have any standardized meaning prescribed under IFRS, and therefore may not be comparable to other issuers. Additional details for these non-IFRS measures, including reconciliations of such measures to the most directly comparable IFRS measures, can be found in the "Non-IFRS Financial Performance Measures" section of the Company's Management's Discussion & Analysis for the three and nine-month periods ended December 31, 2021 available on SEDAR at [www.sedar.com](http://www.sedar.com), the ASX at [www.asx.com.au](http://www.asx.com.au) and the Company's website at [www.championiron.com](http://www.championiron.com).

On June 20, 2019, Champion Iron Limited released the results of the Feasibility Study for the Bloom Lake Phase II expansion project reported in the National Instrument 43-101 – Standards of Disclosure for Mineral Projects ("National Instrument 43-101") technical report entitled "Bloom Lake Mine – Feasibility Study Phase 2" by BBA Inc., Soutex and WSP Canada Inc., having an effective date of June 20, 2019 and filed on August 2, 2019 (the "Phase II Feasibility Study"). Champion Iron Limited is not aware of any new information or data that materially affects the information included in the Phase II Feasibility Study and confirms that all material assumptions and technical parameters underpinning the estimates in the Phase II Feasibility Study continue to apply and have not materially changed. The Phase II Feasibility Study dated August 2, 2019 is available at [www.sedar.com](http://www.sedar.com), on the ASX at [www.asx.com.au](http://www.asx.com.au) or on Champion Iron Limited's website at [www.championiron.com](http://www.championiron.com). Certain mineral resource, mineral reserve and ore reserve estimates that may be mentioned in this Presentation are strictly historical in nature and are non-compliant with National Instrument 43-101 and the JORC Code (2012 edition) and should therefore not be relied upon. A qualified person or a competent person has not done sufficient work to upgrade or classify the historical estimates as current mineral resources, mineral reserves or ore reserves, as such terms are defined in National Instrument 43-101 and the JORC Code (2012 edition) and Champion Iron Limited is not treating the historical estimates as current mineral resources, mineral reserves or ore reserves in accordance with the National Instrument 43-101 or the JORC Code (2012 edition).

Certain estimates that may be mentioned in this Presentation are foreign estimates from an Australian perspective. These reserves and resources are not material mining projects and are for properties adjacent to or near the Corporation's existing mining tenements and therefore the reports on these mineralisations have not been prepared in accordance with the JORC Code (2012 edition) and the ASX Listing Rules.

Mr. Vincent Blanchet (P.Geo.), Senior Geologist at Quebec Iron Ore Inc., a wholly-owned subsidiary of the Company is a "qualified person" as defined by National Instrument 43-101 and has reviewed and approved the disclosure of the scientific and technical information contained in this Presentation. Mr. Blanchet's review and approval does not include statements as to the Company's knowledge or awareness of new information or data or any material changes to the material assumptions and technical parameters underpinning the Phase II Feasibility Study. Mr. Blanchet is a member of the Ordre des Ingénieurs du Québec. Certain information contained in this Presentation has been obtained from published sources prepared by third parties and has not been independently verified and no representation or warranty, expressed or implied, is made with respect to, and no undue reliance shall be placed on, the information or opinions contained herein or in any verbal or written communication made in connection with this Presentation.

Reference to P62: Platts TSI IODEX 62% Fe CFR China; P65: Platts IO Fines 65% Fe CFR China.

This Presentation has been authorized for release to the market by the CEO of Champion Iron Limited, David Cataford.

All amounts are in Canadian dollars unless otherwise stated.



# CONFERENCE CALL PARTICIPANTS

**CHAMPION IRON** 

TSX: CIA | ASX: CIA | OTCQX: CIAFF



**DAVID CATAFORD**  
Chief Executive Officer




**MICHAEL O'KEEFFE**  
Executive Chairman



**NATACHA GAROUTE**  
Chief Financial Officer



**ALEXANDRE BELLEAU**  
Chief Operating Officer



**MICHAEL MARCOTTE**  
Senior Vice-President  
Corporate Development  
and Capital Markets

# FY2022 THIRD QUARTER HIGHLIGHTS

CHAMPION IRON 

TSX: CIA | ASX: CIA | OTCQX: CIAFF



2,013,200 WMT  
CONCENTRATE PRODUCED



\$59.5/DMT  
TOTAL CASH COST<sup>1</sup>



REVENUES \$253.0M  
NET CASH FLOW OPS BEFORE WC  
\$105.6M  
EBITDA<sup>1</sup> \$122.1M



\$543.4M TOTAL CASH ON HAND<sup>1,2</sup>  
& RESTRICTED CASH

83.9%  
ORE RECOVERY

\$76.0/DMT  
ALL-IN SUSTAINING COST<sup>1</sup>

NET INCOME \$68.0M  
\$0.13 EPS

\$321.5M SHORT-TERM AND  
LONG-TERM DEBT<sup>2</sup>  
\$425.7M UNDRAWN LOAN



\$0.10 PER SHARE DIVIDEND DECLARED

<sup>1</sup>This is a non-IFRS financial performance measure with no standard definition under IFRS. Additional details for these non-IFRS measures can be found in Champion's MD&A, which is posted on SEDAR at [www.sedar.com](http://www.sedar.com), the ASX at [www.asx.com.au](http://www.asx.com.au) and Champion's website at [www.championiron.com](http://www.championiron.com)

<sup>2</sup>Cash and cash equivalent including short-term investments; Short-term and long-term debt face value include US\$180M term loan, \$40M from Investissement Québec, \$30M from FTQ and US\$18.4M from Caterpillar Financial Services

- Contributed to vaccination efforts in the Uashat Mak Mani-Utenam first nation community
- Maintained the COVID-19 testing laboratory at the Bloom Lake mine with strict measures to adapt operations and conform to or exceed the Government's directives
- In response to the Omicron variant, the Government of Québec introduced and distributed rapid testing solutions to the general population and tightened its restrictions in advance of Christmas holiday gatherings. The Québec vaccination campaign is currently ongoing, providing eligible recipients with a third vaccine dose



QUEBEC IRON ORE + CONTRACTORS				
FISCAL 2022				
	Q1	Q2	Q3	YTD
Total Recordable Injury Frequency Rate (TRIFR)	3.73	3.46	5.92	4.37
Disability Injury Severity Rate (DISR)	33.97	15.87	41.44	30.15

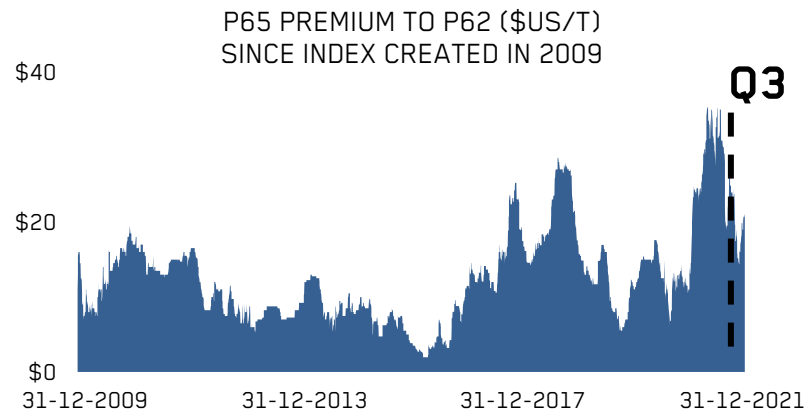
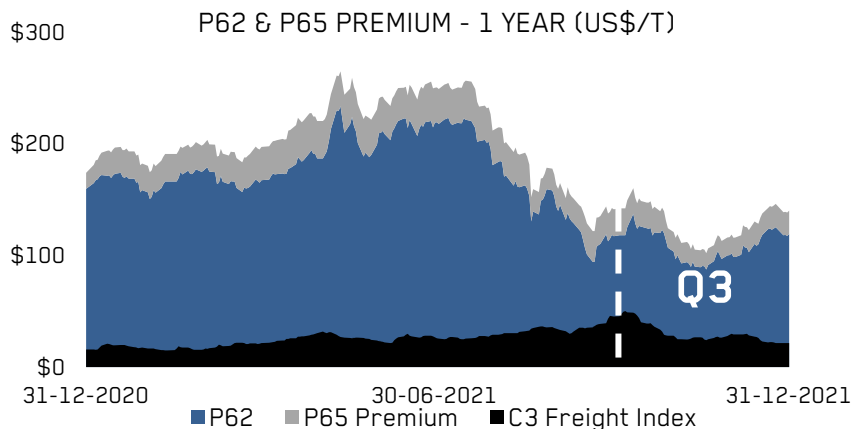
- No occurrence of major environmental issues
- No serious injuries reported during the period
- Implemented additional monitoring measures for contractors' health & safety practices

- In commemoration of our First Nation communities' tragic and painful history, Champion declared that the National Day for Truth and Reconciliation will be treated as a statutory holiday for all its employees
- In collaboration with our partners, contributed a significant donation to Cancer Fermont, a charitable organisation improving the quality of life for local residents fighting cancer
- In support of the International Day for the Elimination of Violence against Women, sponsored "Autour d'elles", a shelter for local women who are victim of domestic violence, and "Hommes Sept-Ils", a help center which provides support for local men facing personal challenges
- Adapting policies and preparing disclosure to onboard the Mining Association of Canada's Towards Sustainable Mining ("TSM") best practices
- Initiated the implementation of devices which enable GHG emissions reductions by minimizing fuel use in idling vehicles



# INDUSTRY OVERVIEW

- Iron ore prices declined in the period as China enforced steel output reductions to curb emissions ahead of the February 2022 Winter Olympic Games, partially offset by increased steel production ex-China
- Recovery in prices towards the end of the period attributable to lower iron ore exports from Brazil due to seasonal rainfalls and China's pledge to stabilize the economy in 2022
- High-grade iron ore premium remained elevated with the ongoing global efforts to reduce carbon emissions in the steel industry and seasonal impact on iron ore exports from Brazil towards the end of the period
- Freight prices reached levels not seen since 2009, partially due to port congestion across Asia, with prices recently reverting to their historical relationship with iron ore prices



# OPERATIONAL & FINANCIAL RESULTS

CHAMPION IRON 

TSX: CIA | ASX: CIA | OTCQX: CIAFF

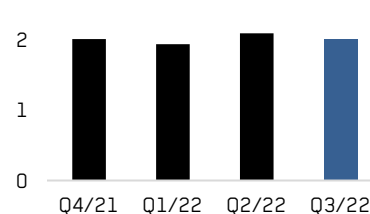


# OPERATIONS OVERVIEW

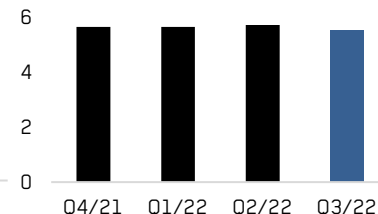
- Record production for a quarter with scheduled maintenance, despite challenges imposed by the COVID-19 pandemic and ongoing work programs in preparation of the Phase II expansion project operations
- Iron ore recovery in line with target and stable product quality
- Strip ratio and head grade in line with the mine plan
- Continuous improvements contributed to stable mill productivity

FISCAL PERIODS	Q4/21	Q1/22	Q2/22	Q3/22	FY2022 TO DATE
Iron ore concentrate produced (M wmt)	2.01	1.94	2.09	2.01	6.04
Iron ore concentrate sold (M dmt)	1.97	1.97	1.95	1.83	5.76
Waste mined and hauled (M wmt)	3.80	4.70	5.30	5.44	15.44
Ore mined and hauled (M wmt)	5.64	5.64	5.71	5.52	16.88
Strip ratio	0.67	0.83	0.93	0.99	0.92
Head grade Fe (%)	30.7	29.6	29.1	30.6	29.8
Fe recovery (%)	82.6	82.9	83.3	83.9	83.3
Product Fe (%)	66.5	66.3	66.3	66.2	66.2

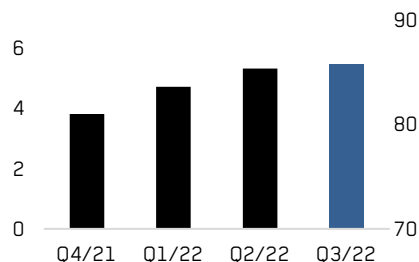
**Iron Ore Concentrate Produced (M wmt)**



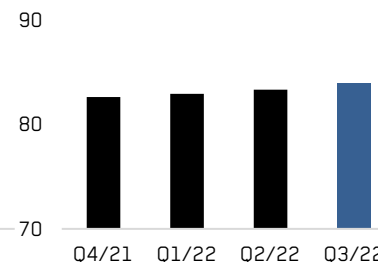
**Ore Mined and Hauled (M wmt)**



**Waste Mined and Hauled (M wmt)**



**Fe Recovery (%)**

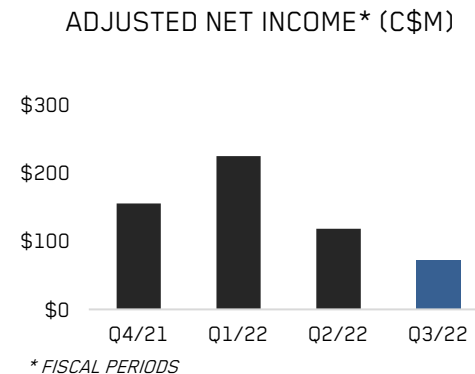
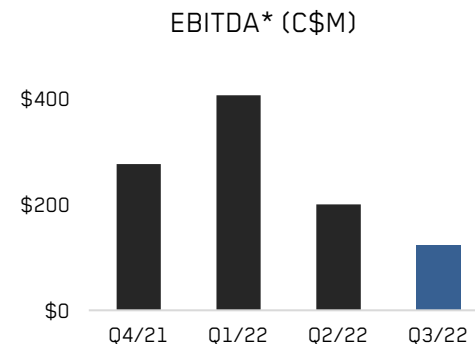


\* FISCAL PERIODS

# THIRD QUARTER FINANCIAL HIGHLIGHTS

- Robust cash operating margin of 45.0% and an EBITDA margin of 48.3%
- EPS of \$0.13 negatively impacted by timing of sales and \$7.2M incurred in pre-commercial start-up costs for the Phase II project
- Increased operating costs per tonne year on year principally attributable to maintenance work in preparation for the Phase II operations, longer haul cycle time associated with the current mine plan, fuel price increases, previously disclosed corrective investments on specific dikes and higher stripping activities

FINANCIAL RESULTS – FISCAL PERIODS (\$ MILLION)	Q4/21	Q1/22	Q2/22	Q3/22	2022 YTD
Revenues	396.7	545.4	331.0	253.0	1129.4
EBITDA*	275.8	405.7	200.0	122.1	727.9
Operating income	262.5	400.0	190.4	109.2	699.6
Net income	155.9	224.3	114.6	68.0	406.9
Adjusted net income*	155.5	225.1	118.3	73.0	416.5
Net cash flow (used) from operations	228.6	-12.6	374.1	105.6	467.1
Earnings per share - basic	0.32	0.44	0.23	0.13	0.80
Adjusted earnings per share - basic*	0.31	0.44	0.23	0.14	0.82
Gross average realized selling price (\$/dmt)	220.0	279.7	218.8	195.0	232.1
Net average realized selling price (\$/dmt)*	201.3	276.2	169.4	138.1	196.1
Total cash cost (\$/dmt)	54.4	60.1	56.2	59.5	58.6
All-in sustaining cost (\$/dmt)*	65.1	72.6	73.6	76.0	74.0
Cash operating margin (\$/dmt)*	136.2	203.6	95.8	62.1	122.1
Cash operating margin (%)*	67.7%	73.7%	56.6%	45.0%	62.3%



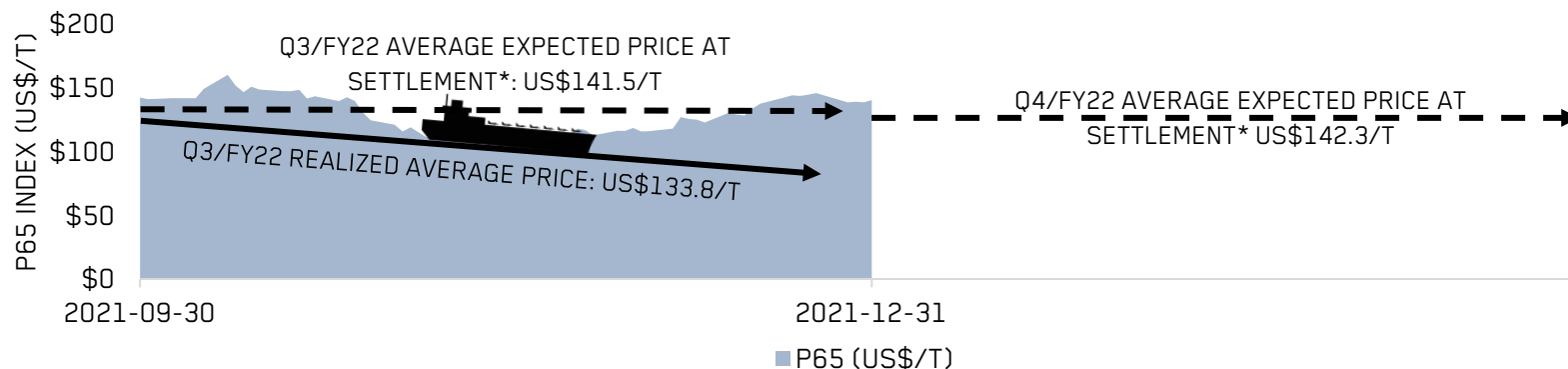
# PROVISIONAL PRICE ADJUSTMENT

- 0.78M tonnes which were subject to provisional pricing at the end of Q2/FY22 realized final prices during the quarter
- Q3/FY22 negative provisional pricing adjustment of US(\$6.0M), represents a negative impact of US(\$3.3/dmt) on the average realized price for tonnes sold in the period

PROVISIONAL IMPACT Q3/FY22			
Final price on tonnes in transit at Q2/FY22	-	Q2/FY22 Average expected price at settlement date*	× Tonnes in transit at Q2/FY22 (M dmt) = Provisional impact on Q3/FY22
US\$133.8/t		US\$141.5/t	0.78 -US\$6.0M

PER TONNE SOLD	
Tonnes sold in Q3/FY22 (M dmt)	= Provisional impact per tonne sold in Q3/FY22
1.83	-US\$3.3/t

- 0.86M tonnes remain subject to provisional price at the end of Q3/FY22



\*Q3/FY22 expected price based on P65 Index forward price and anticipated P65 index premium at settlement date

# THIRD QUARTER AVERAGE REALIZED SELLING PRICE

- Rising demand for high-grade iron ore enabled the Company to benefit from the premium pricing of its high-grade products
- Average gross realized price of US\$154.8/t, a 20% premium above the P65 index average for the period, positively impacted by sales based on backward-looking prices
- Rising freight prices tracking the elevated C3 freight index during the period as a result of port congestion, seasonally strong supply of raw materials on the seaborne market and rising fuel prices

## REALIZED PRICE

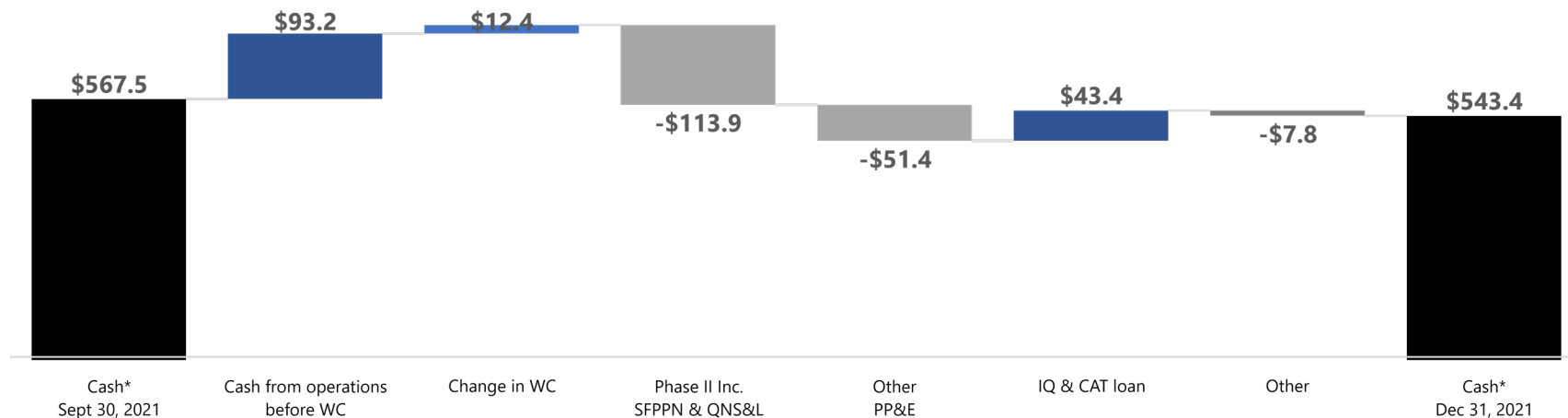




# CASH CHANGE DETAILS

- Cash flows from operations\* of \$93.2M and working capital negatively impacted by timing of supplier payments related to Phase II project construction and customer receipts
- Cash on hand\* and restricted cash of \$543.4M positively impacted from the Investissement Québec and Caterpillar Financial services Limited loan facilities proceeds of \$43.4M and negatively impacted by the Phase II work programs and deposits, investments to improve mill and other infrastructure capacity and deposits for production equipment to be commissioned in the future

## CASH CHANGE FROM SEPTEMBER 30, 2021 TO DECEMBER 31, 2021



# BALANCE SHEET POSITIONED FOR GROWTH



\$499.0M Cash & S-T investments

\$44.4M Restricted cash\*

-\$111.2M Working capital

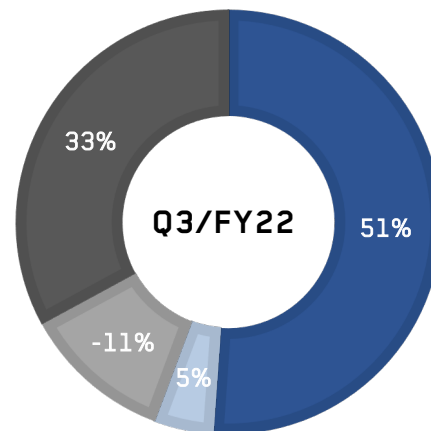
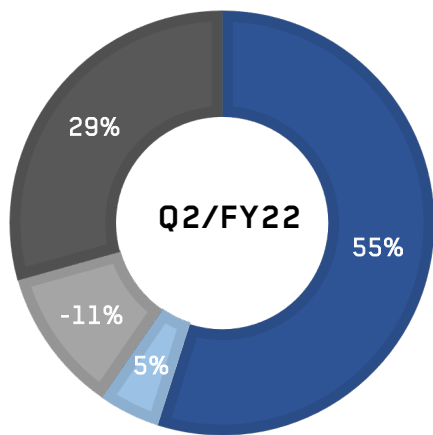


\$321.5M Short-term & Long-term debt\*

\$425.7M Available & undrawn loans\*



✓ Net cash\* positive of \$110.7M (including working capital)



■ Cash and cash equivalents ■ Restricted cash ■ Working Capital ■ LTD Face value\*

\* Restricted cash for potential cost overruns on Phase II as a condition of the senior debt facility; Short-term and long-term debt include US\$180M term loan, \$40M from Investissement Québec, \$30M from FTQ and US\$18.4M from Caterpillar Financial Services; Undrawn Senior debt including US\$170M Term loan and US\$50M Revolving Facility, US\$56.6M from finance agreement with Caterpillar Financial services Limited, \$45M from FTQ and \$30M from Investissement Québec; Net cash including cash & short-term investments, restricted cash, working capital and short-term and long-term debt.

Near completion of the Phase II expansion project and demonstrated ability to operate sustainably, creates the stability required to continue deploying a capital returns strategy, while focusing on growth opportunities

Within 4-years of recommissioning Bloom Lake, Champion is positioned for growth

- ✓ Completed significant structural investments at Bloom Lake and near completion of the Phase II project
- ✓ Acquired the 36.8% equity interest in Quebec Iron Ore from the government of Québec for \$211M
- ✓ Redeemed \$185M in preferred shares
- ✓ Strong balance sheet with \$543.4M cash on hand\* & restricted cash and \$110.7M in net cash position (including working capital)
- ✓ Several organic growth opportunities identified with feasibility studies underway



→ Declares an inaugural dividend of \$0.10 per ordinary share in respect to the semi-annual results for the period ended September 30, 2021

→ Registered shareholders at the close of business in Australia and Canada on February 8, 2022, will be entitled to receive payment of the dividend on March 1, 2022



→ For shareholders holding shares in Australia, the dividend will be paid in Australian dollars with the amount received calculated using the exchange rate applicable five business days prior to the dividend payment date



# GROWTH PROJECTS

CHAMPION IRON 

TSX: CIA | ASX: CIA | OTCQX: CIAFF







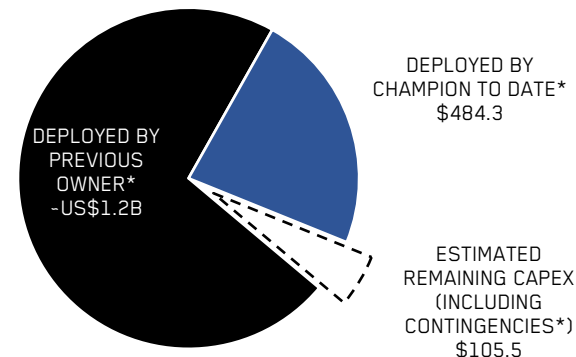
## PHASE II – PROJECT NEAR COMPLETION

- Deployed an additional \$93.7M in capital expenditures and start-up costs and \$2.4M in advanced payments in the quarter
- Successfully advanced the project despite the pandemic-related challenges with cumulative investments to date of \$484.3M\*
- Critical construction items completed, enabling the advancement of the expected commissioning of the project to April 2022, with commercial production anticipated by the end of calendar 2022

Progress on key milestones, including:

- ✓ Finalization of the detailed engineering
- ✓ Completion of the major tie-in between the Phase I and Phase II
- ✓ Completion of the Jean River crossing, required to accommodate a second rail track siding
- ✓ Received the majority of the 450 railcars required for the project
- ✓ Commencement of pre-operational verifications

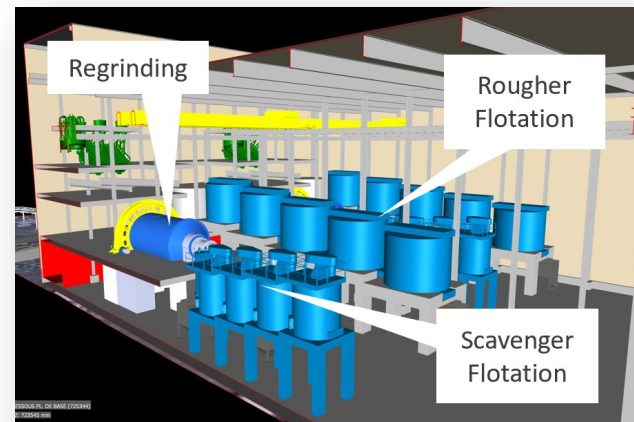
PHASE II - CAPEX (C\$M)



\* Previous owner estimated CAPEX US\$1.2B based on 1.27 C\$/ exchange rate; Estimated capex based on Phase II Feasibility Study released on June 20, 2019, Cumulative work programs to date of \$484.3M including \$47M in advance payments and excluding \$50M in deposits; Contingencies of \$75.5M and CAPEX is pre-deposits of \$44.0M budgeted.

## GROWTH OPPORTUNITIES BEYOND PHASE II

- Ongoing study evaluating the reprocessing and infrastructure required to commercially produce a > 69% Fe Direct Reduction ("DR") pellet feed product
- The study of this proposed project, scaled to convert approximately half of Bloom Lake's expected nameplate capacity following the completion of the Phase II project, is expected to be completed by mid-2022
- Product would enable the Company to further engage with Direction Reduced Iron ("DRI") and Electric Arc Furnaces ("EAF") based iron and steel producers



- Revising the Kami project's scope and updating its previously completed feasibility study, expected to be completed in the second half of calendar 2022

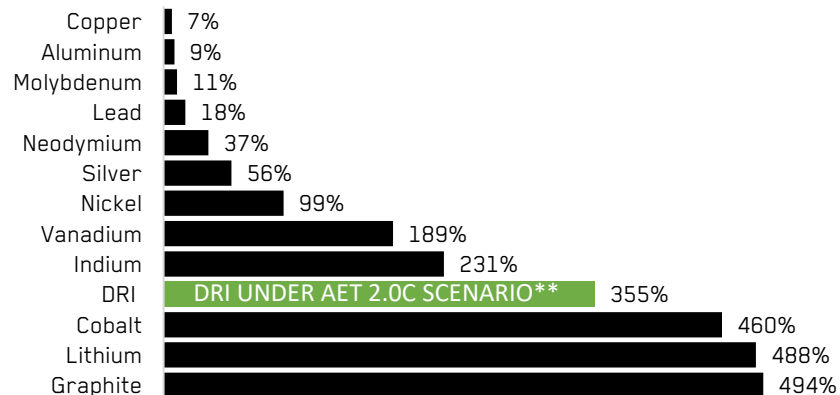
# COP26 → POSITIVE VIEWS FOR DR IRON ORE DEMAND

- Agora Energiewende ("Agora"), a recognized group which develops industrial transformation strategies, presented their views on what is required to decarbonize the steel industry at COP26
- Agora outlined the transition required for the steel industry in the next decade to shift steel making capacity from Blast Furnaces ("BF") and Basic Oxygen Furnace ("BoF"), which produces steel with iron ore and coal as primary feedstock, towards DRI and EAF, which produces steel from scrap material and DRI as primary feedstock



- The ripple effect of a transition from BF/BOF to DRI/EAF would increase demand in DRI to 390Mt by 2030 according to Agora
- DRI growth competes favourably with other metals with the global energy transition under the AET 2.0C scenario

METAL DEMAND GROWTH BY 2050 EXPECTED BY A GLOBAL ENERGY TRANSITION (AET 2.0C SCENARIO)\*



# STEEL → CRITICAL FOR AN ENERGY TRANSITION

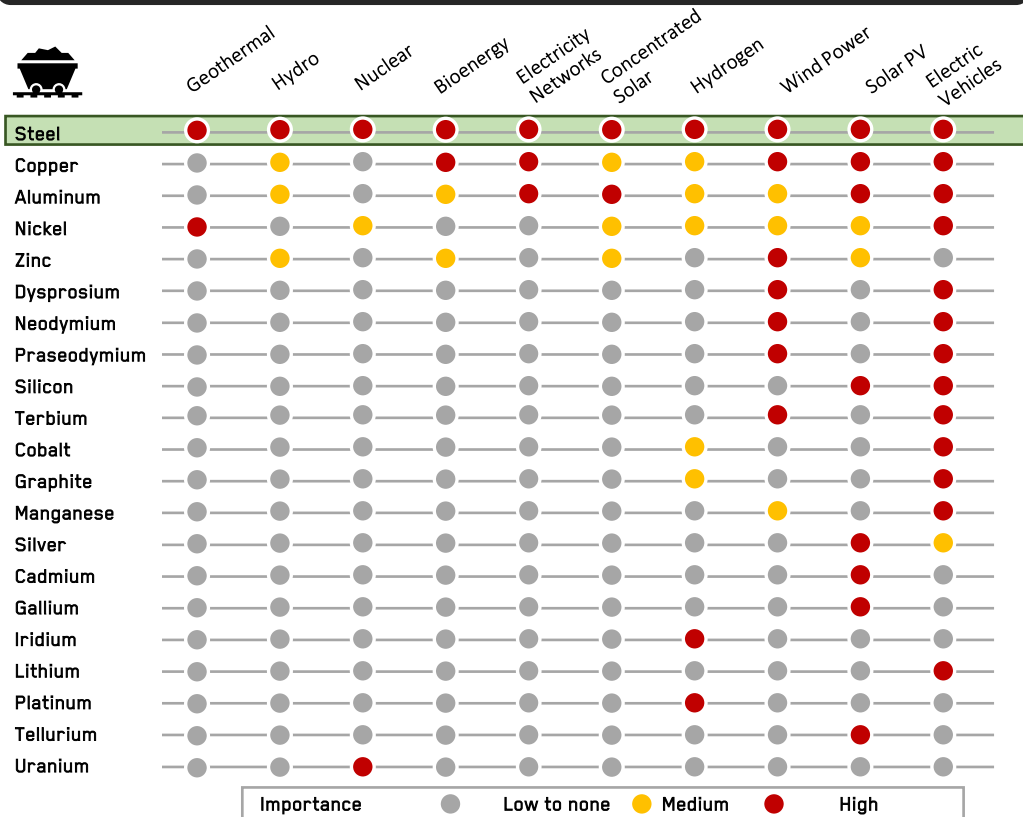
- A recent study published by McKinsey & Company detailed the importance of raw materials as the global economy transitions from fossil fuels to wind and solar power, battery and fuel cell based electric vehicles, and hydrogen production
- The study highlights the critical role of steel across technologies requiring additional infrastructure and the importance in selecting suppliers for each commodity in order to optimize the carbon footprint of every technology



Champion's iron ore products rank amongst the highest purity in the world

With nearly 65% of its energy consumption supplied from renewable hydroelectric power, Champion's holds a global leading position on emission intensity compared to other high-grade iron ore producers

## RAW MATERIALS CRITICAL FOR THE TRANSITION TO A LOW-CARBON ECONOMY (BY TECHNOLOGY TYPE)





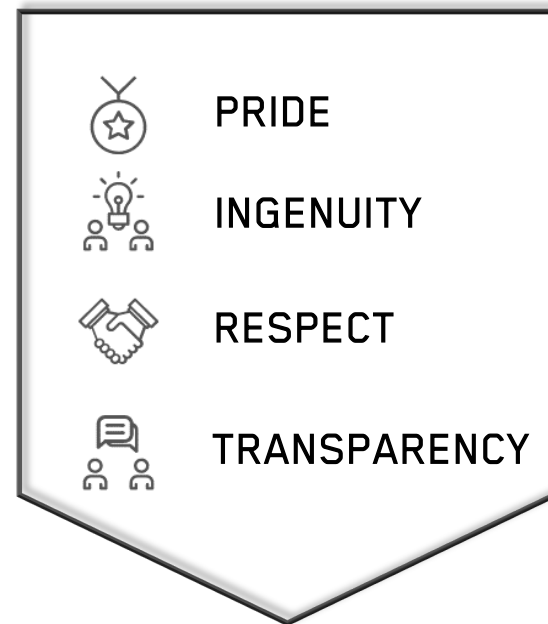
# THANK YOU TO OUR STAFF

**CHAMPION IRON** 

TSX: CIA | ASX: CIA | OTCQX: CIAFF



**UPHOLDING OUR VALUES  
FOR A SUSTAINABLE FUTURE**



# THANK YOU!

CHAMPION IRON 



Contact us for more information:

Michael Marcotte, Senior Vice-President – Corporate Development and Capital Markets

[mmarcotte@championiron.com](mailto:mmarcotte@championiron.com) 514-316-4858